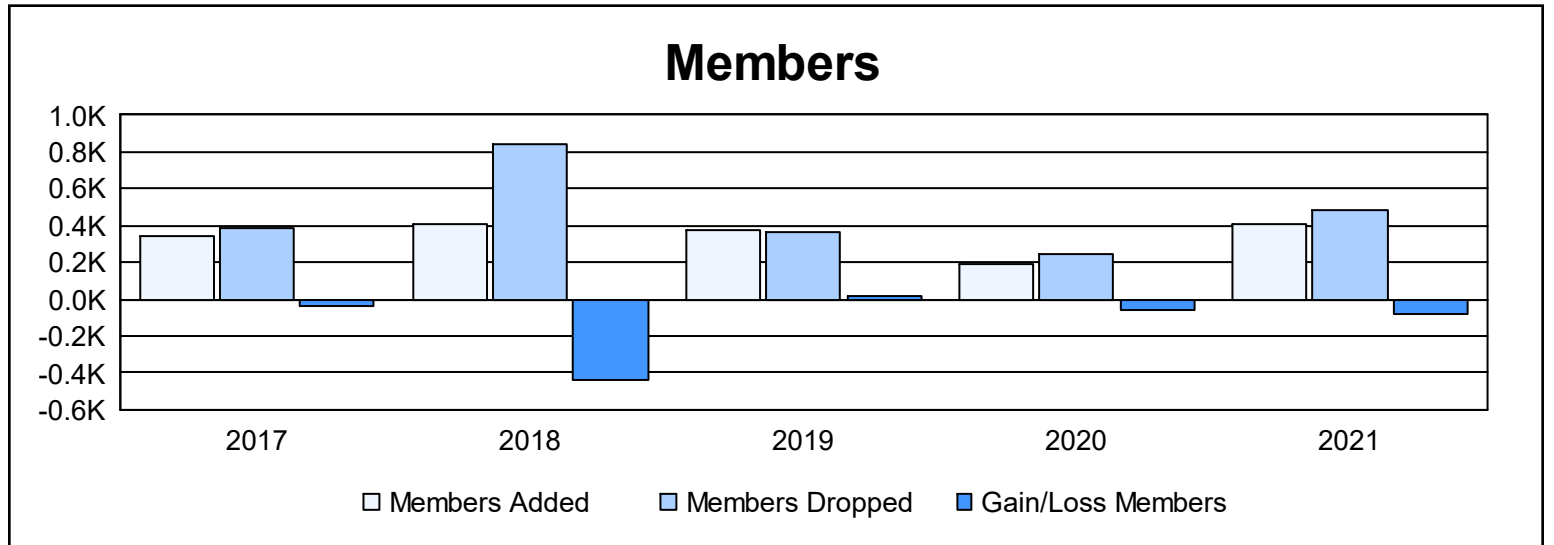
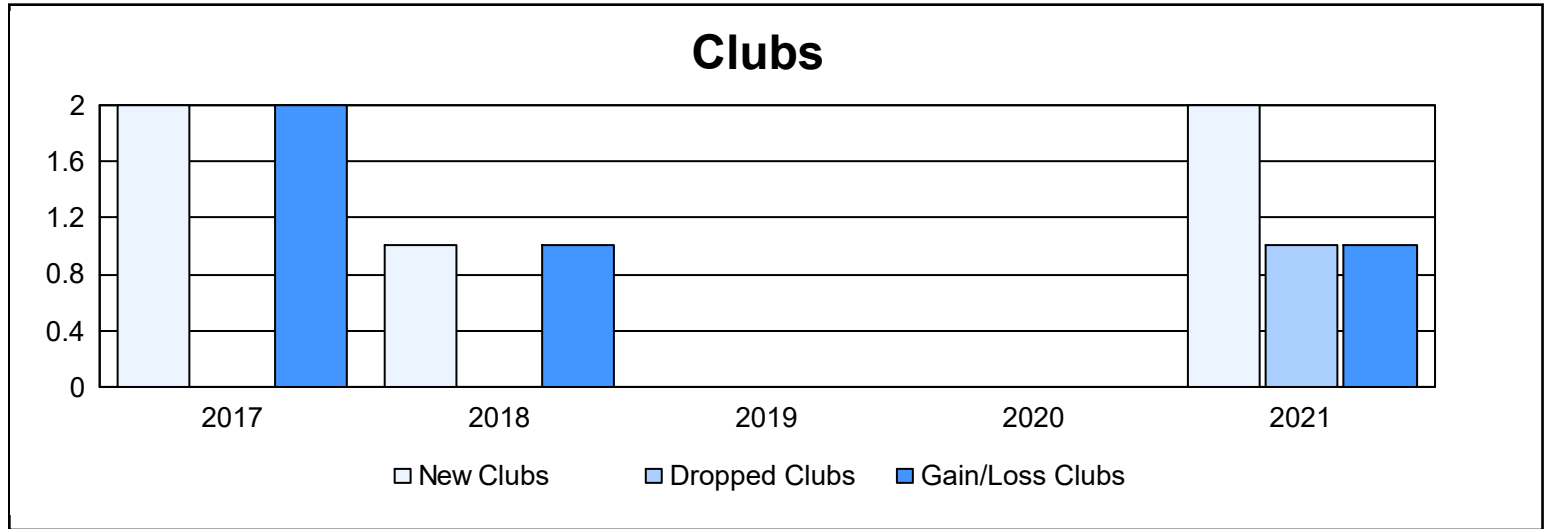
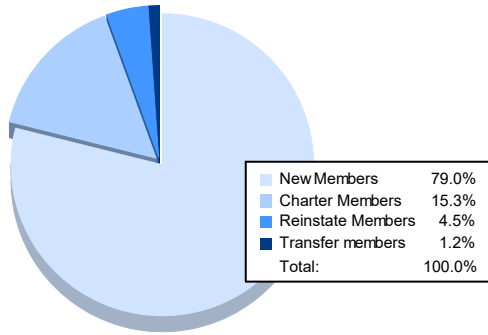


Year	New Clubs	Dropped Clubs	Gain/ Loss Clubs	New Members	Charter Members	Reinstate Members	Transfer Members	Total Member Added	Total Members Dropped	Gain/ Loss Members
2016-2017	2	0	2	254	76	15	1	346	381	-35
2017-2018	1	0	1	298	49	49	10	406	844	-438
2018-2019	0	0	0	341	1	34	4	380	363	17
2019-2020	0	0	0	164	0	18	4	186	241	-55
2020-2021	2	1	1	319	62	18	5	404	487	-83
<b>Average</b>	<b>1</b>	<b>0</b>	<b>1</b>	<b>275</b>	<b>38</b>	<b>27</b>	<b>5</b>	<b>344</b>	<b>463</b>	<b>-119</b>



### Membership Composition June 2021 Cumulative



### Gender Composition June 2021 Cumulative

